



**Check-
mark as
you go!**

I CAN FLY

— a step-by-step storybook —
LARNAKA INTERNATIONAL AIRPORT





**This storybook
belongs to:**

FIRST NAME

LAST NAME



Going on a trip can be super fun!
I might take an airplane when going
on a trip.



Airports can be busy places. It's very important that when I'm at the airport, I stay with my family.




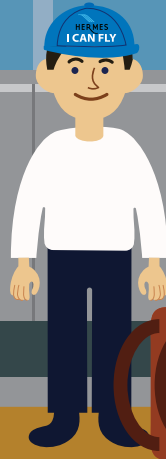
The first thing I will need to do is go to the Airline Check-In Desk.

Here I need to show my Passport or ID and Ticket to pick up my Boarding Card.





Baggage
Drop



If I am bringing luggage, I will need to check it in with the airline staff.

I will have to drop it off on a conveyor belt.

I will get my luggage back at Baggage Claim when the airplane lands.



It is now time to go for a Passport Control.

I will have to wait in queue patiently and show my Passport or ID to the Police Officer.





The next thing I need to do at the airport is to go through security.

I might need to wait in a long line, but that's okay.

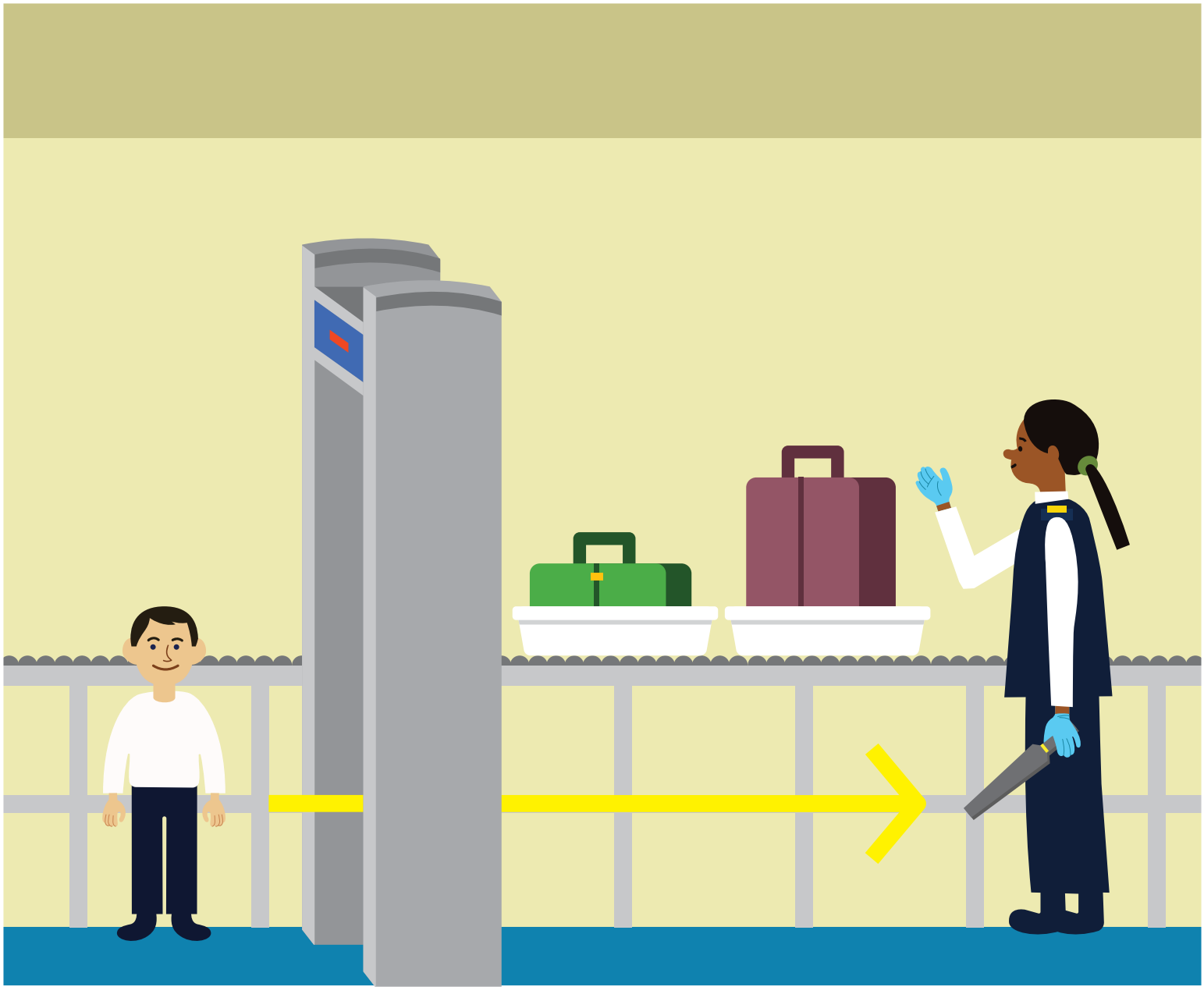





When I get to the front of the security line, it is important that I listen to the Screening Officer.



The first thing I need to do is put my bag, jacket and hat in a plastic bin. The plastic bin will pass through an X-Ray Machine, and I will get all my things back on the other side.



Next, I should stand and look at the Screening Officer on the other side of the Metal Detector. The officer will say “go” when it is my turn to walk through.



I must always listen to the Screening Officer. I might be asked to stand still while they use their wand to scan my body or wipe my hands.



The Screening Officer might also look through my bag. After the Screening Officer is finished, I can grab my bag and put my jacket and hat back on.



I should stop and wait for the rest of my family.








Next, my family and I will look to see which gate our airplane is parked at. We can look at the Information Screen to find our Gate Number.




Destination	Time	Status
London	10:00	On Time
Paris	11:00	Delayed
Amsterdam	12:00	On Time
Brussels	13:00	Delayed
Frankfurt	14:00	On Time
Munich	15:00	Delayed
Berlin	16:00	On Time
Madrid	17:00	Delayed
Rome	18:00	On Time
Naples	19:00	Delayed



Destination	Time	Status
London	10:00	On Time
Paris	11:00	Delayed
Amsterdam	12:00	On Time
Brussels	13:00	Delayed
Frankfurt	14:00	On Time
Munich	15:00	Delayed
Berlin	16:00	On Time
Madrid	17:00	Delayed
Rome	18:00	On Time
Naples	19:00	Delayed



Then we will walk to the gate.



When we get to the gate, I might need to wait. There are lots of things that I can do while I am waiting. I can read a book. I can have a snack. I can play a game.



TABLET



PHONE



HEADPHONES



COLOURING BOOK



BOOK



TOY



SNACK



TOY



The airline staff will make an announcement when it is time to get on the airplane. I need to listen carefully to my family. They will tell me when it is our turn.



Boarding the Airplane



I might need to wait in a line for my turn to get on the airplane. When it is my turn, my family will give our Boarding Cards to the gate agent.



Connecting Tunnel



Next, we will walk down a special tunnel that takes us to the airplane. When we get to the airplane, we might need to wait as others sit down and find their seats.



Before Take Off



When we get on the airplane, the first thing we need to do is find our seat.



We might choose to put some things in the overhead bins or under the seat in front of us.

Take Off



When I sit down in my seat, I will put my seat belt on. I will need to wait for everyone to find their seats.



Next, the airplane staff will make announcements. I should sit quietly and listen carefully. The staff will tell me when it is time for the airplane to take off.



When the airplane is taking off, there will be lots of loud sounds.



When we take off, I will feel the airplane going up, up, up in the air.

Airplane Ride



Once the airplane is up in the air, the airplane staff will let me know when I can take out my bag.



While I am flying, I have lots of choices for things that I can do quietly. I might listen to music, or play a game, or watch a movie or read a book in my seat. I can ask my family for things to do.



TABLET



PHONE



HEADPHONES



COLOURING BOOK



BOOK



TOY




SNACK



TOY



If I need to go to the bathroom while I am on the airplane, I will ask my family to go with me.



Bathrooms on the airplane are very small.
The toilet will also make a loud noise when I flush it. That's okay.

Landing



The airplane staff will tell us when it is time to land. I should listen carefully. It is fun to feel the airplane go down, down, down back to the ground.



When the airplane lands on the runway, sometimes it goes bump, bump, bump but that is okay because I am wearing my seat belt.

Exiting the Airplane



After the airplane lands, I need to listen carefully to the airplane staff. I will sit in my seat with my seat belt on until the staff says that it is okay to stand up.



I should wait my turn to get off the airplane and gather my things from the overhead bins.



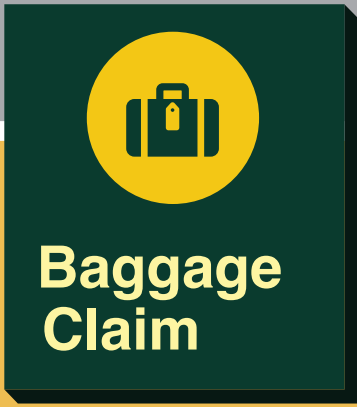


Yay!
We're here!





I should stay close to my family as we walk to the Baggage Claim to pick up our luggage.



It's important that I wait patiently by the Baggage Carousel and stay close to my family.



When we see my luggage, I can step closer to the carousel with my family and get my luggage.



Going on adventures and taking trips is exciting.



Flying is fun!
I know what to do next time!

Made in partnership with

